



# EFSUMB



**EUROPEAN FEDERATION OF SOCIETIES FOR ULTRASOUND IN MEDICINE AND BIOLOGY**

## REPORTING TEMPLATE FOR EUROSON SCHOOLS AND ENDORSED COURSES

**Title BREATS ULTRASOUND FOR CLINICIANS**

**Course Level MEDIUM**

**Course Organiser(s) PROF DANA STOIAN, Center of Education in Ultrasound Timisoara, Vistor Babes University of Medicine and Pharmacy Timisoara, Romania**

**Email Stoian.dana@umft.ro**

**Date held 30.09.-1.10.2022**

**Place Timisoara**

**Number of participants 68 onsite + 71 online + 6 speakers**

**Origin of participants Romania, Ukraine, Moldavia**

**National Faculty 4 – Prof Stoian Dana, Prof Alina Popescu, Prof Acna Ciurea, Dr Iacob Mihai**

**International Faculty 2- Prof Costa Serban, Germany, Dr Dominique Amy, France**

**Sponsors NO sponsors. The online transmission was sustained by EduSON Medical Romania, a free of charge.**

**Language English**

**Course Fee ONSITE 90 EURO (60 EURO Residents) 50 EURO (online)**

**Course Hours 15 hours without breaks**

**Course Structure theoretical + practical sessions**

**Evaluation form comments Attached**

**Printed or electronic material Electronic material – USB**

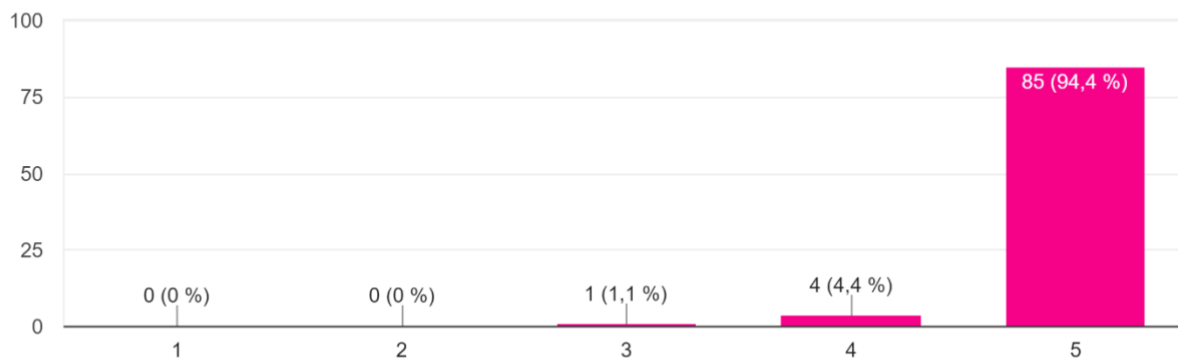
**Test YES**

**Certificate YES**

**CME Credits 12 CME hours**

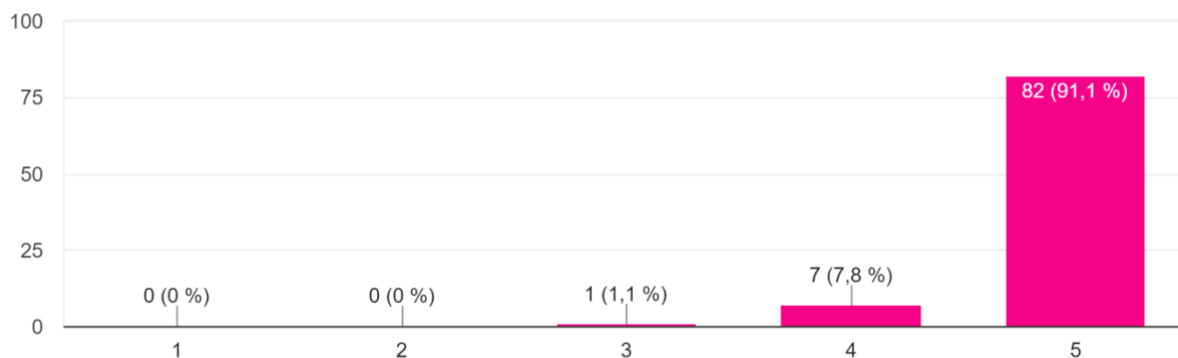
### How satisfied were you with the topics in this course?

90 de răspunsuri



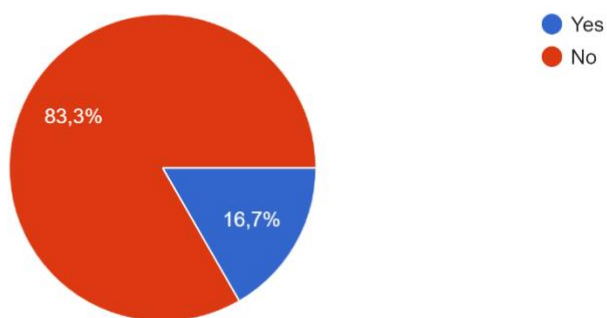
### How satisfied were you with the lecturers' presentations in this course?

90 de răspunsuri



### Would you like to make improvements to the scientific program?

90 de răspunsuri



please tell us what improvements you would make to the program

If yes,

-15 răspunsuri

I pay more attention to the aspects of ductal hiperplasia; also follow the duct to search for more lesions

Do more pathology cases

Less prof. Amy

More hands on sessions

DISCUSSION ABOUT MALIGNANT TUMORS THAT MIMIC BENIGN LESION AND VICEVERSA, MORE EXEMPLES AND MAMMOGRAPHIES CASES, MAMMARY PATHOLOGIES IN CHILDREN AND YOUNG

TEENAGERS, ADOLESCENTS, BREAST IN WOMEN WITH HORMON REPLACEMENT THERAPY , profesor LASZLO TABAR-4 basic building blocks and correlation with mammography it would be very interesting

A hands-on section

I would like that a future event to have proper hands on for the participants

No

Introduce more breast pathologies. Describe more cases at limit between benign and malign.

Next time I want a session hands-on for us

More cases in real time

More practical aspects and reporting results

It would be great to receive the presentations.

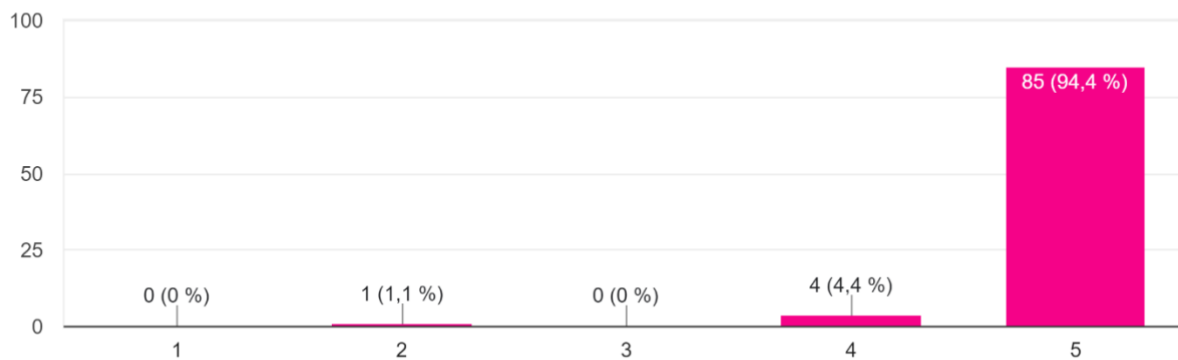
the expose from prof.dr. Ciurea Anca

1. I would pay more attention to the speakers and make sure they have really relevant presentations, not 200 overcrowded slides, full of stuff of little importance (dr Iacob). Also, I think the speakers should train their English speaking skills and try to improve them. Overall, the English was acceptable, with only one exception (dr Iacob again). 2. For the real life ultrasound cases I would do a split screen with 2 windows at once: the real time ultrasound image AND also the image of the hand of the doctor. I think it is really important, especially for beginners, to have a clear idea of how the hand and the probe moves in order to obtain the image. 3. Improve the technical aspects of the online transmission. 4. Dr Amy, Dr Ciurea and dr Costa were truly remarkable! It was a real pleasure to learn from them!

Prof Stoian presentation were well structured and organized. We did realize that radial technique is possible with any probe not only water bag probe. Great presentation about elastography.

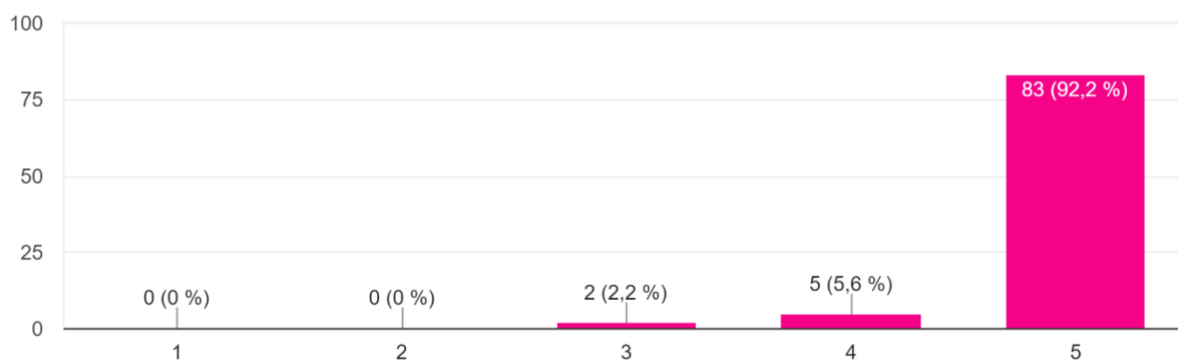
### How did you find the quality of the scientific content?

90 de răspunsuri

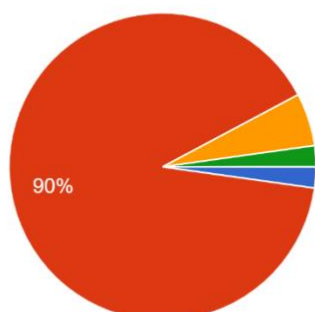


### How did you find the speakers ?

90 de răspunsuri



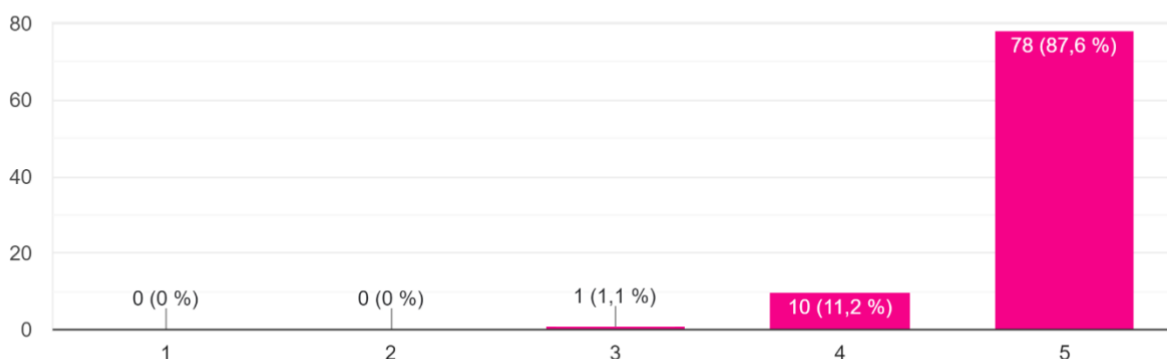
90 de răspunsuri



- Will you implement the information you learned in your practice?
- Yes
- Neutral
- No

How beneficial to your career was the information you learned during the event?

89 de răspunsuri



Please give us at least one example in which you will use the information learned at this event.

--  
 .  
 The technique of lobar ultrasound  
 Be careful with the irm recomandation  
 I will feel more confident performing breast ultrasound  
 I want to start performing breast ultrasound.  
 Evaluare ecografica radiala.  
 For eco brest examination  
 In the evaluation of the lymph nodes, and in the more acute descrption of te breast lesion  
 Giving better birads asesment  
 Relearning the basic US skills, when to use the different imaging techniques in breast pathologies  
 in detalierea imaginii ecografice anormale descoperite  
 Hiperplazia epiteliala, examenul lobar, examenul histologic...  
 To improve the quality of my scans  
 Breast ultrasound in young women  
 Better US evaluation of the brest  
 In everyday practice of utrasound  
 I am planning to follow a course in mammography  
 To improve my clinica practice în breast ultrasound  
 All the information from this event will help me in my daily practice or it will influence my practice.  
 I will try to scan all my patients from ob-gyn hospital  
 I will use the information for further diagnostic purpose in my career  
 I will start to practice breast ultrasound.  
 Clinical practice  
 This event helped me improve my overall knowledge regarding elastography, and doing a better job in  
 diagnosing patients using elastography. Also, I learned that I should send to mammography any patient I  
 might detect calcification during ultrasound.  
 In my practice  
 Elastografy



Improvemy US practise, of course

I will use in my daily practice . it was very usefull webinar . thank.you

US examination technique and HI-Q to evaluate axilar ggl

Correct evaluation of breast masses. Correct use of BIRADS score.

I will use this information for my improvement as specialist, and maybe in the future to perform breast ultrasound on patients.

lesoin description

Examinarea axilei

Echografie interventionala

This presentations are going to be a good start for me as a radiologist who wants to take senology as a field of interest, as a begginer.

at work

In practice

I will start doing breast ultrasound

Start performing breast us

I find out a lot information to complete my knowledges that maybe i forgot or they are new

Screening

My practice

I my daily practice

Lobular hypoplasia -birads2

Improving my ultrasound technique

The utilisation of Birads clasification in Point of care in breast US

Better improvement of knowledges

For my trainship

Birads

In my day to day activity

In my clinical practic3

When I will start to make this eco

Ultrasound report

in my clinical practice

How to do the eco-biopsy.

I will start practice in hospital

Thecrepory of ultrasounds

Clinical practice

Acordare atentie la descrierea cat mai detaliata a leziunilor mamare

The examination of the lobuls.

Practice

At hospital

The lobar ultrasound technique

În performing breast US for my pacients

Notiunile prezentate le-am inteles mai bine decat la competenta de ultasonografie. Nu lucrez in domeniul!

The ultrasound lobar technique

I will begin examine my pacients

Ultrasound performs, mamogram examination

I'm going to study more about the epithelium and the Cooper's ligament.

### Shared experience by the lecturers

It improved my understanding regarding breast ultrasound  
 breast early cancer diagnostic  
 report US

US examination technique on breast and how to evaluate axilar nodulles

The elastography.

I will start doing breast ultrasounds

When I am going to start the senology rotation next year (I am a radiology resident doctor)

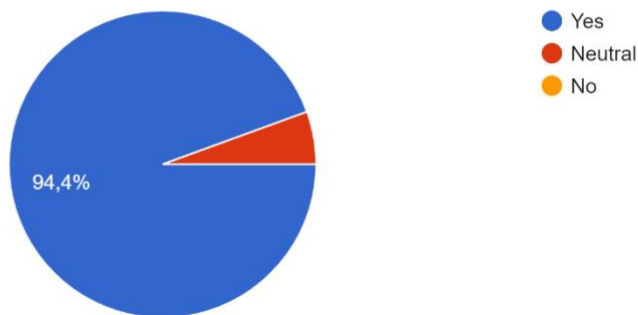
US breast technique and evaluator of axila

In my report i will be more carefull to have a clear conclusion, an also with recomanding breast MRI.

It was an extraordinary course, with gratitude thank you! As a obst- gynecologist I have sometimes to do breast ultrasound. In the hospital as well as in private.

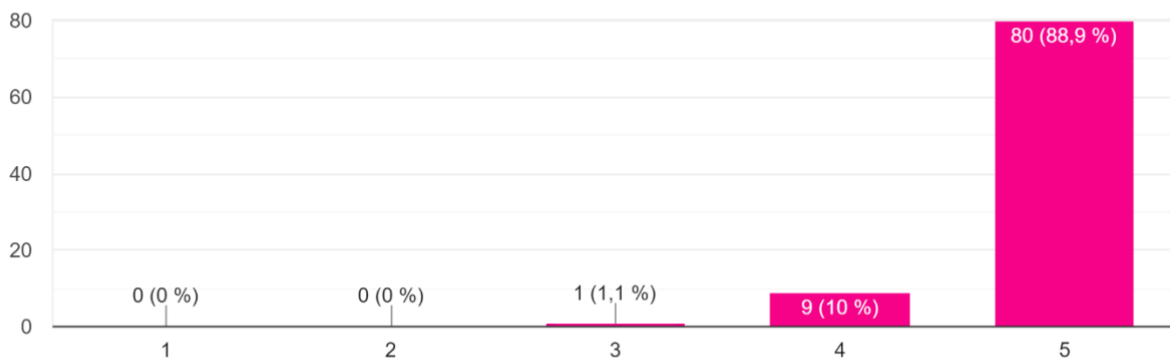
Did you find that the event was properly organized?

90 de răspunsuri



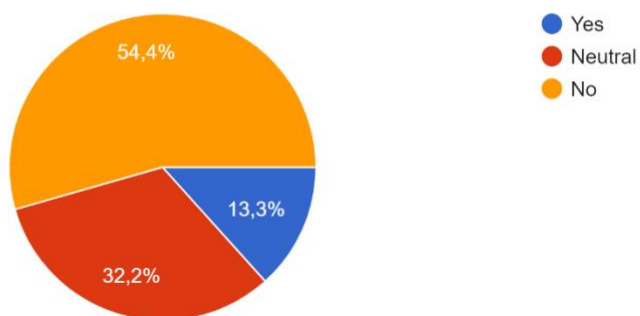
Please rate the venue

90 de răspunsuri



### Did you feel that the event was biased?

90 de răspunsuri



### Please rate the event considering your overall impression?

90 de răspunsuri

