

EFSUMB STATISTICAL ANALYSIS 02-03-2026 – 02-06-2026 [3 MONTH PERIOD] www.efsumb.org

Pages / Viewing / Dates 02 March 2025 – 02 July 2025 (4 month period)			Pages / Viewing / Dates 02 July 2025 – 02 November 2025 (4 month period)			Pages / Viewing / Dates 02 November 2025 – 02 March 2026 (4 month period)			Pages / Viewing / Dates 02 March 2026 – 02 June 2026 (3 month period)		
1	Home Page	808,128 (Av per month 202,032)	1	Home Page	859,848 (Av per month 214,962)	1	Home Page	903,700 (Av per month 225,925)	1	Home Page	721,152 (Av per month 240,384) Approx. 6.4% increase on previous position
2	Webinar Archive	429,979 (Av per month 109,994)	2	EFSUMB Guidelines & Recommendations	429,015 (Av per month 107,253)	2	Webinar Archive	455,328 (Av per month 113,831)	2	Webinar Archive	362,302 (Av per month 120,434) Approx. 5.8% increase on previous position
3	EFSUMB Guidelines & Recommendations	369,203 (Av per month 92,301)	4	Webinar Archive	426,337 (Av per month 106,584)	4	EFSUMB Guidelines & Recommendations	441,456 (Av per month 110,364)	3	Member Log in page	NEW ENTRY 337,981 (Av per month 112,660)
4	Course Book Chapters	361,438 (Av per month 90,359)	4	Course Book Chapters	374,447 (Av per month 90,359)	4	Course Book Chapters	382,684 (Av per month 95,671)	4	EFSUMB Guidelines & Recommendations	335,065 (Av per month 111,688) Approx. 1.2% increase on previous position
5	Case of the Month & Archive	299,716 (Av per month 74,929)	5	Case of the Month & Archive	312,304 (Av per month 78,076)	5	Future Webinar Events	333,241 (Av per month 83,310)	5	Course Book Chapters	292,179 (Av per month 97,393) Approx. 1.8% increase on previous position
6	Future Webinar Events	292,208 (Av per month 73,052)	6	Future Webinar Events	307,987 (Av per month 76,996)	6	Case of the Month & Archive	323,859 (Av per month 80,964)	6	Future Webinar Events	281,422 (Av per month 93,807) Approx. 12.6% increase on previous position
7	Euroson Schools	290,163 (Av per month 72,540)	7	Euroson 2026 calendar event	273,648	7	Euroson 2026 calendar event	284,648 (Av per month 71,216)	7	Case of the Month & Archive	235,364 (Av per month 78,454) Approx. 3.5% decrease on previous position
8	EFSUMB Join Us	222,632 (Av per month 55,658)	8	Euroson Congresses	238,824 (Av per month 59,706)	8	Euroson Congresses	249,571 (Av per month 62,392)	8	Euroson 2026 Lublin Calendar event page	213,609 (Av per month 72,869) Approx. 2.4% increase on previous position
9	Euroson Congresses	218,707 (Av per month 54,676)	9	Euroson Schools	237,641 (Av per month 59,410)	9	Euroson Schools	246,908 (Av per month 61,727)	9	Euroson Schools	212,772 (Av per month 70,924) Approx. 14.9% increase on previous position
10	Safety Statements	148,649 (Av per month 37,162)	10	Safety Statements	172,008 (Av per month 43,002)	10	Safety Statements	186,112 (Av per month 46,528)	10	Future Congresses	194,103 (Av per month 64,701) Approx. 4.3% increase on previous position

11	Euroson School Archive	84,778 (Av per month 21,195)	11	Euroson School Archive	103,770 (Av per month 25,942)	11	Euroson School Archive	120,995 (Av per month 30,249)	11	Safety Statements	119,763 (Av per month 39,921) Approx. 14.2% increase on previous position
12	Endorsed Courses	68,953 (Av per month 17,238)	12	Endorsed Courses	90,735 (Av per month 22,683)	12	Endorsed Courses	96,904 (Av per month 24,226)	12	Endorsed Courses	95,789 (Av per month 31,929) Approx 31.8% increase on previous position
13	Post Graduate Web Courses	68,328 (Av per month 17,082)	13	Post Graduate Web Courses	76,254 (Av per month 19,063)	13	Post Graduate Web Courses	83,421 (Av per month 20,855)	13	Euroson School Archive	93,014 (Av per month 31,004) Approx. 2.5% increase on previous position
14	Student Image Challenge	54,458 (Av per month 13,615)	14	Exam Technique Videos	52,850 (Av per month 13,212)	14	Student Image Challenge	60,808 (Av per month 15,202)	14	Student Image Challenge	53,997 (Av per month 17,999) Approx 18.4% increase on previous position
15	Exam Technique Videos	50,001 (Av per month 12,500)	15	Student Image Challenge	50,048 (Av per month 12,512)	15	Exam Technique Videos	53,748 (Av per month 13,437)	15	Post Graduate Web Courses	51,241 (Av per month 17,080) Approx 18.1% decrease on previous position

Safety Data – average 39,921 visits per month

Top visits in this section

1. The use of ultrasound for cosmetic or aesthetic body shaping (2024)
2. Elastography – Safety Aspects – [Update 2022]
3. Sonothrombolysis – Clinical Applications
4. Doppler ultrasound devices – Safety Aspects [Update 2022]
5. Radiation Stress – Safety Aspects
6. Technical Quality Assurance – Safety Aspects

Guidelines & Recommendations – average 111,688 visits per month

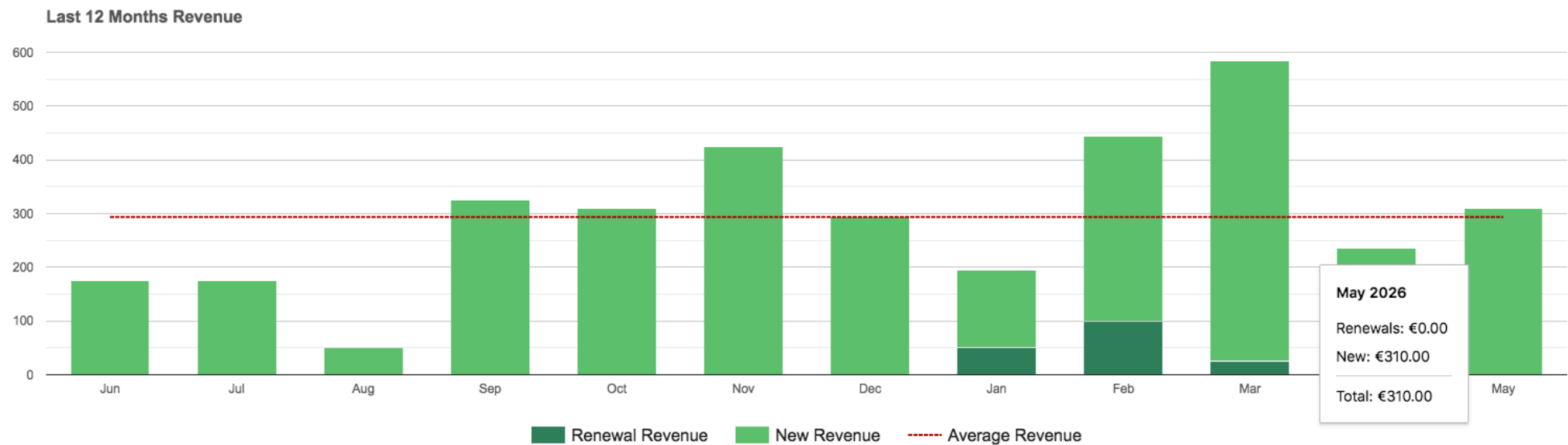
Top visits in this section

1. EFSUMB Guidelines on Multiparametric Ultrasound of the Scrotum [2026]
2. Doppler ultrasound devices – Safety Aspects – [Update 2022]
3. EFSUMB Guidelines on Multiparametric Ultrasound Thyroid Nodule Evaluation: PART I, [2026]

4. EFSUMB Guidelines on Multiparametric Ultrasound Thyroid Nodule Evaluation: PART II, [2026]
5. Recommendations and Information about regulatory aspects related to the use of hand-held ultrasound devices [revised 2021]
6. EFSUMB Basic Ultrasound Core Curriculum for frontline physicians working in primary care [2025]

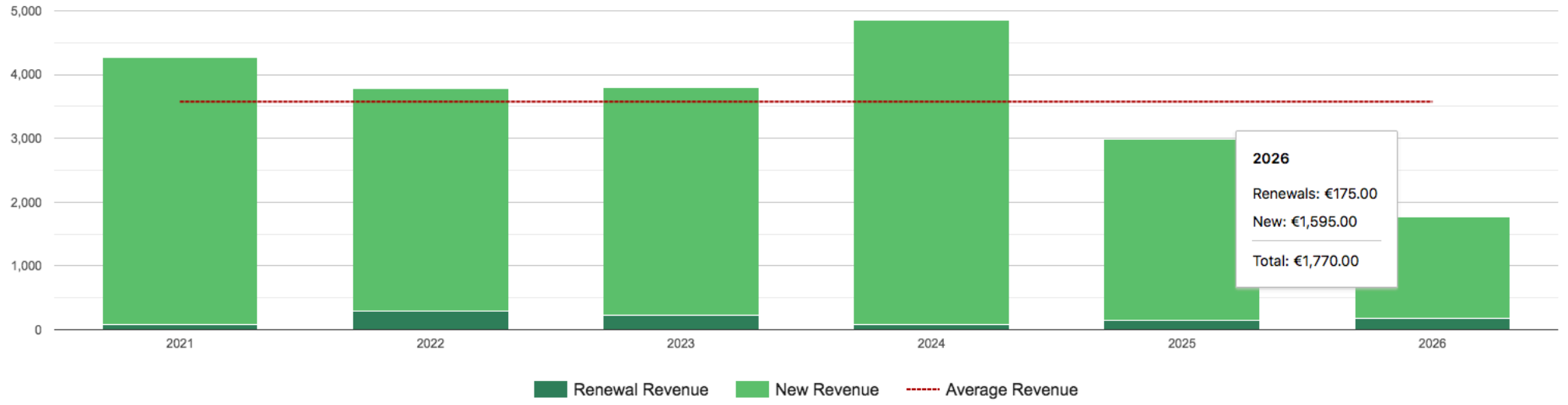
Member data

We currently have a total of 16,921 EFSUMB Members joined to the site. These are largely made up of Member Society memberships with 10,421 of these fully active within the site, having logged on at least 5 times in the last 4 months. We have had a total of 22,385,211 visits to MEMBERS ONLY PAGES since the members site opened on 18th January 2021. We have had 622 paid members sign up since 18th January 2021 generating €21,460.00



Average line calculated using data prior to current day, month, or year.

Annual Revenue for All Time



Average line calculated using data prior to current day, month, or year.

All Viewing COUNTRIES

1. **China**
2. **Singapore**
3. **United States of America**
4. **Italy**
5. **Romania**
6. **United Kingdom**
7. **Germany**
8. **India**
9. **Poland**
10. **Ukraine**
11. **Vietnam**
12. **South Korea**
13. **Russia**
14. **Australia**
15. **Spain**
16. **Greece**
17. **Sweden**
18. **Turkey**
19. **Indonesia**
20. **Brazil**
21. **Netherlands**
22. **Denmark**
23. **Canada**
24. **Hong Kong**
25. **Austria**

Mailing List

The mailing list continues its steady growth. Our current total of 28,847 email addresses. Our current unsubscribe list is 2808 addresses. We continue using segmenting in our lists so we can choose which email addresses we send each mailout to. With segmenting we can utilise specific industry / society groups / geographic areas for each email broadcast to correctly target our audience.

Benchmark E-Newsletters

- EFSUMB March E-Letter – sent 27 March 2026.
Total sent: 28,902 | Opened: 79.8% | Bounced: 1.4% | Unopened: 18.8%

Social Media

FACEBOOK

Post engagement is up by 28.4% this quarter
Our weekly total reach is up to 618%

X

Tweets continue to be published daily just like the Facebook page. Content is a streamlined version of Facebook entries due to character limit.
Tweets popularity is up by 107.4%

LINKEDIN

Our popularity rating on LinkedIn has increased by 141.4% over the last 3 months with post impressions increasing over 412% – we are widening our connections with over 789 and gaining more of a following. Our content is being shared further across the network as our connections widen.

Instagram

We have continued to make great progress with Instagram over the past 3 months with many people following, liking and sharing our posts worldwide. We in turn are sharing our affiliate and partnership posts so we are all helping each other to make a greater impact.

Site Sign Up's

29 Countries have taken up the encrypted direct log in links to use within their own member society websites.

Member societies continue to update us with their membership listings each year and we can create individual accounts for each member.

We continue to receive updated member mailing lists from over 88% of member societies so we can automatically add them to the members area of the web site and email them individually via our mailing lists.

Webinars 2nd March 2026 – 2nd June 2026

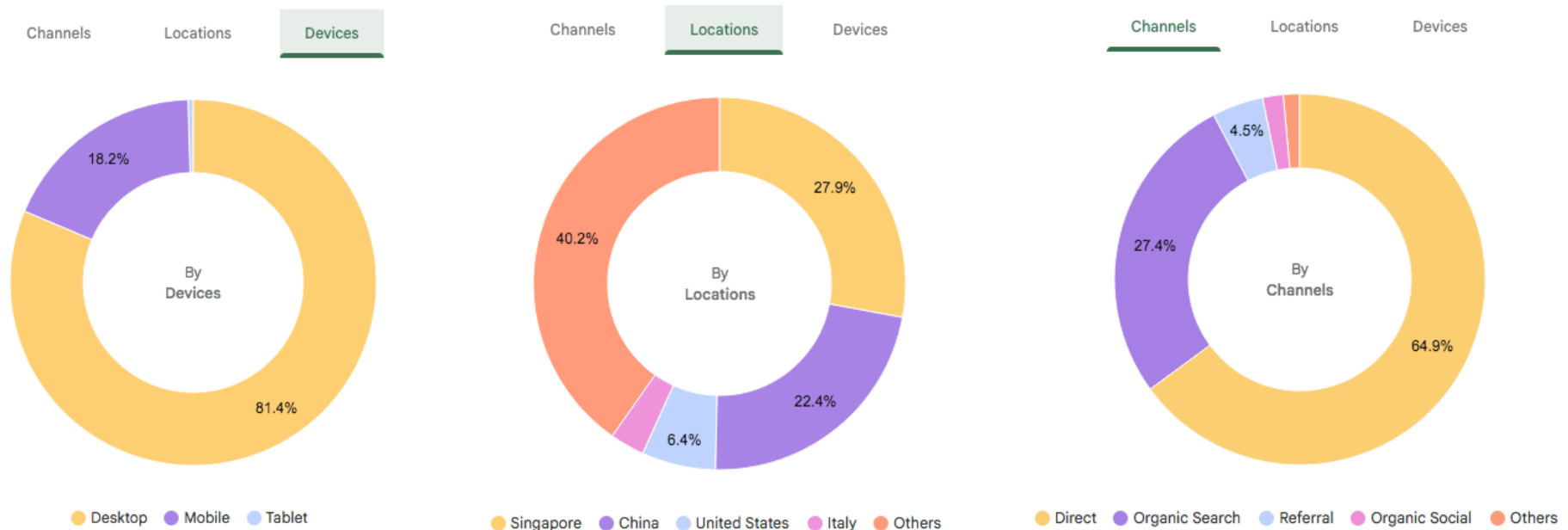
Webinar: 2026 Update on Vascular CEUS indications: where do we stand? – 18th March 2026

- Attendees – 175
- Registrants – 369
- Presentations viewed – on YouTube 4,956

CEUS Webinar: Urogenital Ultrasound – 11th May 2026

- Attendees – 200
- Registrants – 433
- Presentations viewed – on YouTube 2,471

Other Data



Top search queries for your site

1. [efsumb](#)

2. [euroson 2026](#)

3. [efsumb guidelines](#)

4. [euroson](#)

5. [knobology ultrasound pdf](#)

6. [euroson 2027](#)

7. [efsumb 2026](#)

8. [efsumb course book](#)

9. [euroson lublin 2026](#)

10. [efsumb ultrasound](#)