









SUMMER SCHOOL OF ULTRASONOGRAPHY




Constanța, 2026 — Full Programme






DAY 0 — THURSDAY, 3 SEPTEMBER 2026

Time	 Main Hall (Prestige)	 Small Hall (Ovidiu)
09:00 – 09:15	Official Opening of the Summer School 1. Prof. Dr. Ioan Tiberiu Tofolean 2. Prof. Dr. Doina Tofolean 3. Prof. Dr. Radu Badea	
09:15 – 10:45	Joint Plenary Session — Keynote Speakers 1. The Importance of Vascular Ultrasound in Elderly Patients <i>— Prof. Dr. Fabrizio Calliada</i> 2. Musculoskeletal Ultrasound: Importance in Elderly Patients <i>— Prof. Dr. Roberto Stramare</i>	
10:45 – 11:15	 Coffee Break	
11:15 – 13:00	Gastrointestinal Ultrasound 1. Normal Gastrointestinal Ultrasound — Prof. Dr. Ioan Tiberiu Tofolean 2. Ultrasound in Gastrointestinal Emergencies — Prof. Dr. Dieter Nurenberg 3. Ultrasound in Inflammatory Bowel Disease — Dr. Anda Les	Fundamentals of Clinical Ultrasonography 1. Ultrasound. Definition. Principles. Modes — Dr. Gabriela Pop 2. The Kidney from Small to Large — Basics of Renal Ultrasonography — Șef Lucrări Dr. Mirela Gliga 3. Ultrasonographic Examination of the Pancreas — Prof. Dr. Larisa Sandulescu
13:00 – 14:00	 Lunch Break	
14:00 – 15:45	Gastrointestinal Ultrasound (continued) 1. Transperineal Ultrasound — Prof. Dr. Giovanni Macconi 2. Endoscopic Ultrasound of the GI Tract — Prof. Dr. Eugen Dumitru 3. Clinical Cases — Prof. Dr. Frauke Petersen	Fundamentals of Clinical Ultrasonography (continued) 1. Ultrasonographic Examination of the Spleen — Șef Lucrări Dr. Simona Ioanitu

Time	 Main Hall (Prestige)	 Small Hall (Ovidiu)
		2. Ultrasonographic Examination in Medical Emergencies — <i>Conf. Dr. Adela Golea</i> 3. Errors in Ultrasonographic Diagnosis — <i>Asist. Univ. Dr. Claudiu Badulescu</i>
15:45 – 16:15	 Coffee Break	
16:15 – 18:00	Paediatric Ultrasonography 1. Contribution of Imaging Techniques in Paediatric Digestive Tract Pathology — <i>Dr. Otilia Fufezan</i> 2. Haemangiomas — Diagnostic Subtleties, Follow-up and Treatment — <i>Dr. Dana Nedelcu</i> 3. Dr. Carmen Asavoiaie 4. Şef Lucrări Dr. Mihaela Sparchez	Fundamentals of Vascular Ultrasonography 1. Splanchnic Vessels — <i>Prof. Dr. Dan Stănescu</i> 2. Peripheral Vein Ultrasonography — <i>Dr. Titus Suteu</i> 3. Peripheral Arterial Ultrasound — <i>Sorin Crişan</i>
Seara	 Social Programme / Awards / Nominations	

DAY 1 — FRIDAY, 4 SEPTEMBER 2026

Time	 Main Hall (Prestige)	 Small Hall (Ovidiu)
09:00 – 10:45	Commented Images (Level 2) 1. Prof. Dr. Radu Badea 2. Dr. Titus Suteu	Musculoskeletal (1) — Level 1 1. 09:00–09:15 Internal Medicine — <i>Asist. Univ. Dr. Oana Şerban</i> 2. 09:15–09:30 Gastroenterology — <i>Dr. Cristina Şuţa</i> 3. 09:30–09:45 Infectious Diseases — <i>Dr. Maria Bădărănză</i> 4. 09:45–10:00 Diabetes, Nutrition & Metabolic Diseases — <i>Dr. Cristina Şuţa</i> 5. 10:00–10:15 Neurology — <i>Asist. Univ. Dr. Oana Şerban</i> 6. 10:15–10:30 Nephrology — <i>Dr. Maria Bădărănză</i> 7. 10:30–10:45 Dermatology — <i>Prof. Dr. Daniela Fodor</i> 8. 10:45–11:00 Discussion
10:45 – 11:15	 Coffee Break	
11:15 – 13:00	Soft Tissue Ultrasonography	Musculoskeletal (2) — Level 1

Time	 Main Hall (Prestige)	 Small Hall (Ovidiu)
	<p>1. Role of Multiparametric Ultrasound in Parathyroid Evaluation — Prof. Dr. Dana Stoian & Asist. Univ. Dr. Andreea Bena</p> <p>2. False Results in Thyroid Elastography — Asist. Univ. Dr. Andreea Bena & Prof. Dr. Dana Stoian</p> <p>3. Thyroid US: Diffuse Diseases and Nodules — Prof. Dr. Adnan Kabaalioğlu</p> <p>4. Contrast Enhanced Ultrasonography (CEUS) in Thyroid Pathology — Dr. Cristina Marginean</p>	<p>1. 11:15–11:30 ENT — Prof. Dr. Daniela Fodor</p> <p>2. 11:30–11:45 General Surgery — Asist. Univ. Dr. Oana Șerban</p> <p>3. 11:45–12:00 Orthopaedics — Dr. Maria Bădărănză</p> <p>4. 12:00–12:15 Plastic Surgery — Prof. Dr. Daniela Fodor</p> <p>5. 12:15–12:30 Sports Medicine — Asist. Univ. Dr. Oana Șerban</p> <p>6. 12:30–12:45 Emergency Medicine — Prof. Dr. Daniela Fodor</p> <p>7. 12:45–13:00 Discussion</p>
13:00 – 14:00	 Lunch Break	
14:00 – 15:45	<p>Soft Tissue Ultrasonography — Breast & Genital Organs</p> <p>1. Prof. Dr. Dominique Amy</p> <p>2. Multiparametric Breast Ultrasound — Obsolete? — Dr. Dana Nedelcu</p> <p>3. Victor Cauni</p> <p>4. Sergiu Puiu</p>	<p>Lungs & Pleura (Level 1)</p> <p>1. Prof. Dr. Ioan Tofolean</p> <p>2. Prof. Dr. Doina Tofolean</p> <p>3. Prof. Dr. Zeno Sparchez</p> <p>4. Prof. Dr. Romeo Chira</p>
15:45 – 16:15	 Coffee Break	
16:15 – 18:00	<p>Emergencies and Critical Conditions</p> <p>1. Protocols in Critical Conditions: Shock, Respiratory Failure — Conf. Dr. Adela Golea</p> <p>2. Echocardiographic Evaluation in Traumatology — Conf. Dr. Attila Friggy</p>	
Seara	 Social Programme / Awards	

DAY 3 — WORKSHOPS: SATURDAY, 5 SEPTEMBER 2026

Hands-On Sessions: 09:00 – 17:00 (lunch break 13:00 – 14:00)

Format: eight parallel hands-on workstations. Participants rotate between the stations in small groups; all course faculty are present for the full day and rotate across the workstations, providing scanning supervision and case-based teaching.

Workshop	Theme & faculty
<p>Workshop 1</p>	<p>Cervical Ultrasound Lead faculty: Prof. Dr. Dana Stoian Faculty & tutors: Asist. Univ. Dr. Andreea Bena, Prof. Dr. Adnan Kabaalioglu, Dr. Cristina Marginean, Dr. Sorin Crişan, Dr. Titus Suteu <i>General topics: thyroid and parathyroid ultrasound, thyroid elastography, CEUS in thyroid pathology, cervical lymph nodes, salivary glands, carotid and vertebral arteries</i></p>
<p>Workshop 2</p>	<p>Breast and Axillae Ultrasound Lead faculty: Prof. Dr. Dominique Amy Faculty & tutors: Dr. Dana Nedelcu, Prof. Dr. Adnan Kabaalioglu, Prof. Dr. Dana Stoian <i>General topics: breast ultrasound, multiparametric breast ultrasound, axillary ultrasound, lymph node assessment, breast imaging pitfalls</i></p>
<p>Workshop 3</p>	<p>Emergency Cross-Sectional Ultrasound: A/B/C Protocols Lead faculty: Conf. Dr. Adela Golea Faculty & tutors: Conf. Dr. Attila Friggy, Prof. Dr. Doina Tofolean, Prof. Dr. Zeno Sparchez, Prof. Dr. Romeo Chira, Prof. Dr. Radu Badea, Asist. Univ. Dr. Claudiu Badulescu <i>General topics: airway / lung / heart assessment, shock and respiratory failure protocols, lung and pleural ultrasound, focused echocardiography in trauma, abdominal collections and emergency clinical decision-making</i></p>
<p>Workshop 4</p>	<p>Abdominal Ultrasound Lead faculty: Prof. Dr. Ioan Tiberiu Tofolean and Prof. Dr. Radu Badea Faculty & tutors: Prof. Dr. Radu Badea, Prof. Dr. Dieter Nurenberg, Prof. Dr. Giovanni Macconi, Prof. Dr. Eugen Dumitru, Prof. Dr. Larisa Sandulescu, Şef Lucrări Dr. Simona Ioanitescu, Şef Lucrări Dr. Mirela Gliga, Prof. Dr. Dan Stănescu <i>General topics: gastrointestinal ultrasound, abdominal emergencies, liver, gallbladder and biliary tract, pancreas, spleen, kidney, retroperitoneum, aorta, inferior vena cava, splanchnic vessels, endoscopic ultrasound and clinical cases</i></p>
<p>Workshop 5</p>	<p>Musculoskeletal Ultrasound I: Basic MSK Ultrasound Lead faculty: Prof. Dr. Roberto Stramare Faculty & tutors: Prof. Dr. Daniela Fodor, Asist. Univ. Dr. Oana Şerban, Dr. Maria Bădărinză <i>General topics: basic MSK ultrasound technique, normal anatomy, scanning protocols, common findings, inflammatory rheumatic disease, tendon and joint assessment</i></p>
<p>Workshop 6</p>	<p>Musculoskeletal Ultrasound II: Applied MSK Ultrasound by Clinical Specialty Lead faculty: Prof. Dr. Daniela Fodor Faculty & tutors: Prof. Dr. Roberto Stramare, Asist. Univ. Dr. Oana Şerban, Dr. Maria Bădărinză <i>General topics: MSK ultrasound applications in internal medicine, gastroenterology, infectious diseases, diabetes and metabolic disease, neurology, nephrology, dermatology, ENT, general surgery, orthopaedics, plastic surgery, sports medicine and emergency medicine</i></p>
<p>Workshop 7</p>	<p>Paediatric Ultrasonography Lead faculty: Dr. Otilia Fufezan Faculty & tutors: Dr. Dana Nedelcu, Dr. Carmen Asavoai, Şef Lucrări Dr. Mihaela Sparchez <i>General topics: paediatric digestive tract ultrasound, paediatric abdominal ultrasound, haemangiomas, follow-up and treatment assessment, paediatric imaging technique and case discussion</i></p>

Workshop	Theme & faculty
Workshop 8	Vascular Ultrasound Lead faculty: Prof. Dr. Fabrizio Calliada Faculty & tutors: Prof. Dr. Dan Stănescu, Dr. Titus Suteu, Dr. Sorin Crișan, Prof. Dr. Radu Badea <i>General topics: supra-aortic vessels, carotid and vertebral arteries, peripheral veins, peripheral arteries, splanchnic vessels, Doppler technique, vascular ultrasound in elderly patients and clinically relevant vascular assessment</i>

DAY 4 — CASE STUDIES (ONLINE): SUNDAY, 6 SEPTEMBER 2026



Online Session

09:00 – 12:00

Lead faculty: Prof. Dr. Radu Badea

Format: interactive case studies with expert discussion, including abdominal, gastrointestinal, vascular, musculoskeletal, emergency and paediatric ultrasound cases.